




C. Complete the table below by writing the correct technical scale degree name.

4

Key	Note	Scale degree name
B major	C <sup>#</sup>	Supertonic
G major	F <sup>#</sup>	Leading note
C minor	B <sup>b</sup>	Leading note
D minor	B <sup>b</sup>	Subdominant
A major	D	Submediant

D. i) Name this scale.

1



A<sup>b</sup> major


ii) Add a clef and accidentals to make this the scale of E major. Mark each semitone with a slur.

3

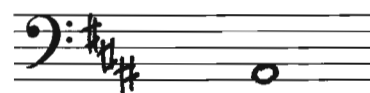


E. Write these key signatures and the named scale degree.

2




A<sup>b</sup> major  
dominant



B minor  
leading note

A. Write these intervals above the given tonic notes

3



major 6th

major 2nd

minor 3rd

B. Name these intervals by number and quality

3



Major 3rd

Major 4th

Minor 6th


C. In the following melody circle any intervals of a major 2nd occurring between two consecutive notes.

2



A. Write the following triads. Use accidentals.

9




B<sup>b</sup> major  
subdominant  
first inversion

B minor  
tonic  
first inversion


C minor  
dominant  
root position

B. Write these cadences in four-part vocal style.  
Write the key signature and use minims.

8




E<sup>b</sup> major  
Plagal cadence



D minor  
Perfect cadence

C.




Is this the dominant chord of G minor?

Yes or no? ..... Yes .....

1

D. Study the cadence below. Name the key and cadence.

2



Key: E minor

Cadence: perfect

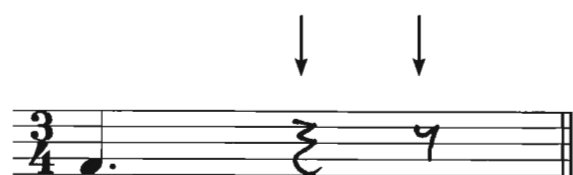

**Question 4**

**TIME and RHYTHM**

**Total Marks 18**

A. At each place marked with an arrow, complete the following bars with a rest or rests:

6



B. Add time signature and bar lines to this four-bar rhythm

6



C. Write the correct time signature AND state whether each is duple or triple time.



Duple or triple? Triple



Duple or triple? Duple



Duple or triple? Duple

<b>Question 5</b>	<b>TRANSPOSITION</b>	<b>Total Marks 8</b>
-------------------	----------------------	----------------------

Transpose the following melody up into E<sup>b</sup> major.



EITHER

Write a suitable rhythmic pattern to these words.


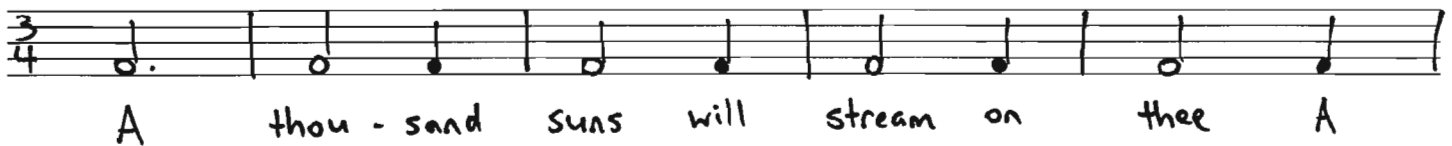
- Write the words clearly under the notes
- Hyphenate words with more than one syllable

A thousand suns will stream on thee  
A thousand moons will quiver

(Tennyson)

OR

Compose a balanced melody in A major using the following rhythm. Include phrasing.




A. If the English meaning given for each of the following terms is correct, write **True**.  
If the meaning is not correct, write **False**.

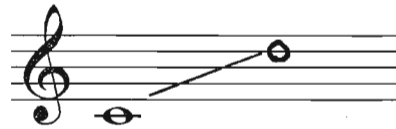


- i) *animato* with spirit ..... true .....
- ii) *prestissimo* very fast ..... true .....
- iii) *loco* at normal pitch ..... true .....
- iv) *con grazia* gracefully ..... true .....
- v) *attaca* with attack ..... true .....
- vi) *una corda* depress the soft pedal ..... true .....

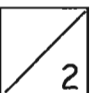
B. Write the upper note for the following vocal ranges.



Bass



Soprano



C. Name and give the meaning of these signs:



forte-piano



staccato-tenuto



D. Study this melody and answer the questions below.

i) Mark the sections of the melody with the letters A, B, etc.

ii) Name the form of the melody. ....Ternary.....

iii) Mark any sequences with square brackets like this:

iv) Name the key of the melody. ....E<sup>b</sup> major.....

Mark  100

How did you go marking this paper? Did you find lots of mistakes? It's a good idea to discuss all of them with your teacher. Talk about WHY some mistakes might happen e.g. not checking the clef, or not completing the question. Understanding the mistakes in this paper will really help you when you go on to try the same paper yourself. Good luck!

# TEST PAPER

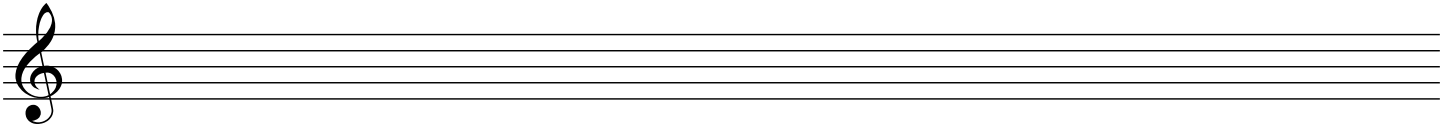
## THIRD GRADE THEORY

<b>Question 1</b>	<b>KEYS AND SCALES</b>	<b>Total Marks 21</b>	
-------------------	------------------------	-----------------------	--

A. Write the scale of B<sup>b</sup> major.




- Write the key signature. Do not use accidentals.
- Use minims
- Write one octave ascending and one octave descending
- Mark each semitone with a slur
- Draw a circle around each submediant note
- Complete the scale with a double bar line



B. Write an E harmonic minor scale:



- Use the bass clef
- Use semibreves
- Use accidentals (do not write the key signature)
- Write two octaves descending
- Mark each tone with a slur
- Complete the scale with a double bar line



C. Complete the table below by writing the correct technical scale degree name.

4

Key	Note	Scale degree name
B major	C <sup>#</sup>	Supertonic
G major	F <sup>#</sup>	
C minor	B $\flat$	
D minor	B $\flat$	
A major	D	

D. i) Name this scale.

1



.....


ii) Add a clef and accidentals to make this the scale of E major. Mark each semitone with a slur.

3




E. Write these key signatures and the named scale degree.

2




A $\flat$  major  
dominant



B minor  
leading note

A. Write these intervals above the given tonic notes




major 6th

major 2nd

minor 3rd

B. Name these intervals by number and quality




.....

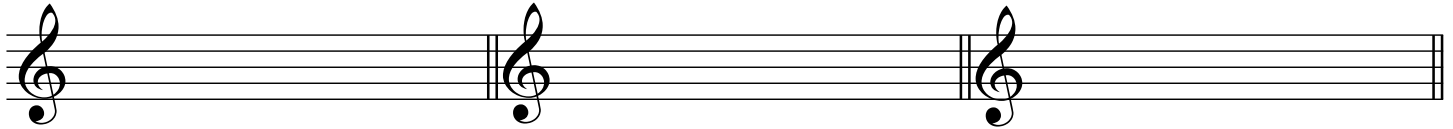
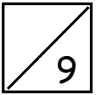
.....

.....

C. In the following melody circle any intervals of a major 2nd occurring between two consecutive notes.



A. Write the following triads. Use accidentals.

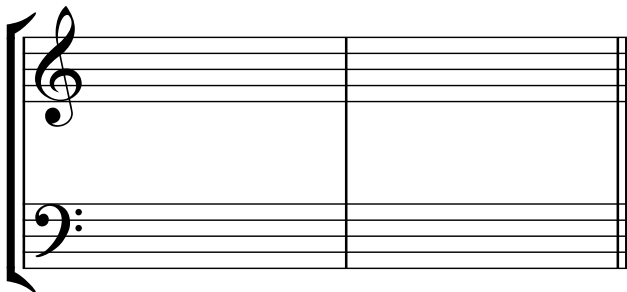
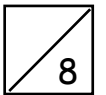


B<sup>b</sup> major  
subdominant  
first inversion

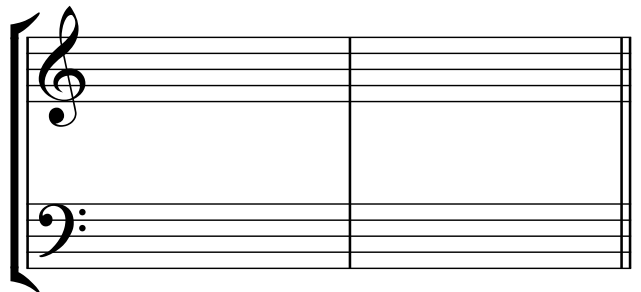
B minor  
tonic  
first inversion

C minor  
dominant  
root position

B. Write these cadences in four-part vocal style.  
Write the key signature and use minims.




E<sup>b</sup> major  
Plagal cadence



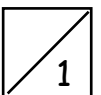
D minor  
Perfect cadence

C.




Is this the dominant chord of G minor?

Yes or no? .....



D. Study the cadence below. Name the key and cadence.

2



Key: .....

Cadence: .....

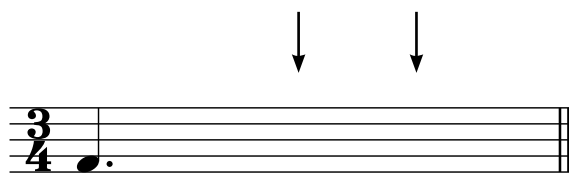
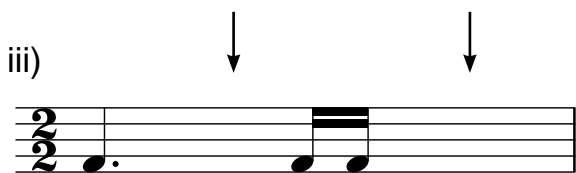
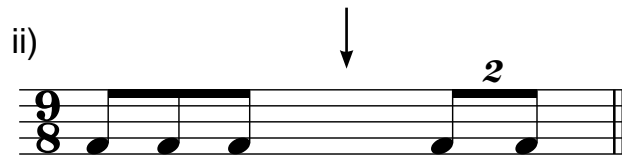

**Question 4**

**TIME and RHYTHM**

**Total Marks 18**


A. At each place marked with an arrow, complete the following bars with a rest or rests:

6

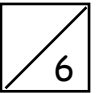


B. Add time signature and bar lines to this four-bar rhythm

6



C. Write the correct time signature AND state whether each is duple or triple time.



Duple or triple? \_\_\_\_\_



Duple or triple? \_\_\_\_\_




Duple or triple? \_\_\_\_\_

**Question 5**

**TRANSPOSITION**

**Total Marks 8**

Transpose the following melody up into E<sup>b</sup> major.



## EITHER

Write a suitable rhythmic pattern to these words.



- Write the words clearly under the notes
- Hyphenate words with more than one syllable

**A thousand suns will stream on thee**  
**A thousand moons will quiver**

(Tennyson)

## OR

Compose a balanced melody in A major using the following rhythm. Include phrasing.






A. If the English meaning given for each of the following terms is correct, write **True**.  
If the meaning is not correct, write **False**.

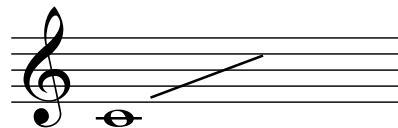


- i) *animato*                                      with spirit                                      .....
- ii) *prestissimo*                                      very fast                                      .....
- iii) *loco*                                              at normal pitch                                      .....
- iv) *con grazia*                                      gracefully                                      .....
- v) *attaca*                                              with attack                                      .....
- vi) *una corda*                                      depress the soft pedal                                      .....

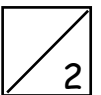
B. Write the upper note for the following vocal ranges.



Bass



Soprano



C. Name and give the meaning of these signs:




.....



.....

D. Study this melody and answer the questions below.



i) Mark the sections of the melody with the letters A, B, etc.

ii) Name the form of the melody. ....

iii) Mark any sequences with square brackets like this:

iv) Name the key of the melody. ....